

COLD DRINK DISPENSER #34

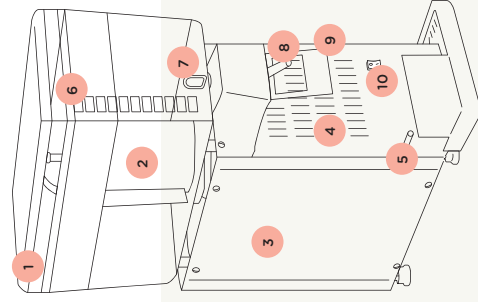


For all kinds of cold drink

Easy to use, the cold drink dispenser #34 allows you to dispense all types of cold drinks: fruit juices (with or without pulp), sangria, lemonade, water, iced tea, simply by pressing the glass or the jug against the tap.



Equipped with a stirring paddle, it allows to maintain a homogeneous temperature, while avoiding foaming and oxidation of the drink.

The wide air-cooling condenser allows a quick and reliable refrigeration, while its hermetically sealed compressor gives the guarantee of a high quality, efficient and long-lasting appliance.



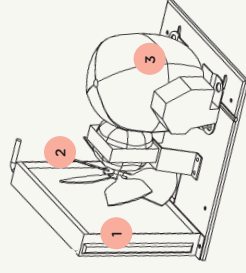
- 1 **Removable bowl and cover**
Capacity: 12l (3 gallons)
- 2 **Stirring paddle**
- 3 **Removable stainless steel side panel**
- 4 **Air-cooling system**
with ventilation from the front to the rear
- 5 **Condensation water recovery system**
- 6 **Level mark**
- 7 **Removable tap screw**
- 8 **Removable vertical spray tube**
- 9 **Removable push handle**
- 10 **Stirring paddle on/off switch**

Choose your version



Reliable and performing refrigeration system Adjustable thermostat

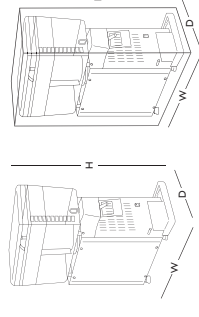
- 1 **Wide air-cooling condenser**
to continuously chill the drinks
- 2 **Specific fan** for better efficiency
- 3 High quality and long lasting **hermetically sealed compressor**



Safety, Standards, Hygiene

In accordance with the following regulations	Machinery directive 2006/42/EC Electromagnetic compatibility 2014/30/EU "Low voltage" directive 2014/35/EU RoHS directive 2011/65/EU Regulation 1935/2004/EC (contact with food)
Harmonized European Standards	EN ISO 12100: 2010 EN 60204-1 + A1: 2009 EN 60335-2-64: 2004 Commercial electric kitchen machines CE Marking
Electrical safety	Waterproof On/Off interlock switch (for stirring paddles)
Thermal safety	Overload protection integrated in compressor
Hygiene	All removable parts in contact with beverage are made of alimentary materials and are removable without any tool.

Technical specifications



Appliance		
1 bowl	W: 190 mm (7.5") D: 430 mm (17") H: 545 mm (21") 15,6 Kg (34 lbs)	3 bowls W: 570 mm (22.5") D: 430 mm (17") H: 545 mm (21") 30,5 Kg (71 lbs)
Shipping box		
1 bowl	W: 270 mm (11") D: 530 mm (21") H: 660 mm (26") 17,1 Kg (38 lbs)	3 bowls W: 460 mm (18") D: 540 mm (21") H: 680 mm (27") 25,4 Kg (55 lbs)
Motor - 34-1	160W - 1/5 HP 100-120 V 60 Hz - CE 220-240 V 50/60 Hz - CE	Motor - 34-2 260W-1/3HP 100-120 V 60 Hz - CE 220-240 V 50/60 Hz - CE
Motor - 34-3	330W - 3/7 HP 100-120 V 60 Hz - CE 220-240 V 50/60 Hz - CE	

R134a Fluid charge
34-1: 60g
34-2: 139g
34-3: 200g