



# CITRUS JUICER #71C



Internationally  
patented models



# A compact and efficient citrus juicer

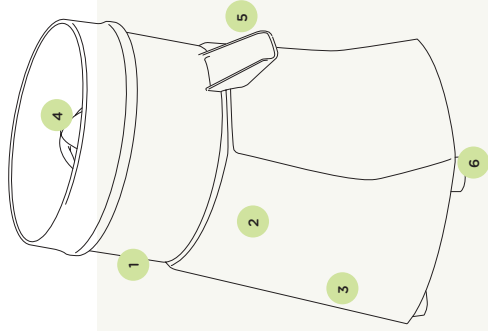
The Mefra juicer #71C extracts juice from all types of citrus fruits such as lemons, oranges and grapefruits.

Its body is inclined for a better juice flow and its wide and high spout accepts all types of glasses.

The use of quality materials makes the appliance stable and durable.



15 l/h



- 1 **Removable bowl**
- 2 **Inclined body**
- 3 **Reliable and sturdy motor**
- 4 **Removable squeezer**
- 5 **Large spout** for all types of glasses.  
Height: 135mm
- 6 **Non-slip rubber feet**

## The professional art of juicing Since 1954

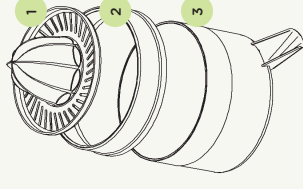
**We have the juicer adapted to your needs, to make juice by the glass or in a jug.**

Equipped with professional, robust and powerful motors, they are designed to quickly press all types of citrus.

They are very easy to clean: all parts in contact with food are removable.



## Easy to use and clean



All parts in contact with fruits are removable, which allows a simple and quick cleaning.

- 1 Squeezer and filter grid
- 2 Ornamental ring
- 3 Bowl

## Safety, standards, hygiene

**In accordance with the following regulations**  
 Machinery directive 2006 / 42 / EC  
 Electromagnetic compatibility 2014 / 30 / EU  
 "Low voltage" directive 2014 / 35 / EU  
 RoHS directive 2011 / 65 / EU  
 Regulation 1935 / 2004 / EC (contact with food)  
 WEEE Directive 2012/19/EU

**Harmonized European Standards**  
 EN 12547-A1 / 2014  
 EN ISO 12100:2010  
 EN 60204-1+A1:2009  
 EN 60335-2-64:2004 Commercial electric kitchen machines  
 CE Marking

**Thermal safety**  
 Motor protected by internal thermal detector and overload protector

**Electrical safety**  
 All mechanical parts are ground connected  
 Appliances are 100% tested after assembly

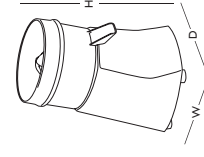
**Acoustic Safety**  
 Silent motor

**Hygiene**  
 All removable parts can be put in a dishwasher or easily cleaned with hot soapy water.

## Technical specifications

**Motor**  
 Single phase :  
 220-240 V - 50/60 Hz - 40 W - CE  
 100 -120 V - 50/60 Hz - 40 W - CE

Speed :  
 80 rpm (50Hz)



**Appliance**  
 W : 170 mm (7")  
 D : 236 mm (9")  
 H : 310 mm (12")

**Shipping box**  
 W : 190 mm (7.5")  
 D : 260 mm (10")  
 H : 330 mm (13")

Weight :  
 3,5 Kg (7,7 lbs)

Weight :  
 3,9 Kg (8,6 lbs)

